



ASCAEL

linha
HORUS

wiki
HORUS

Ligação de rede AC e baterias

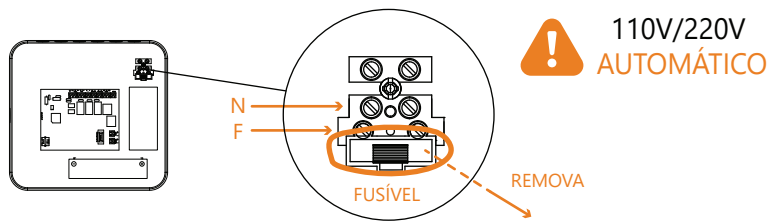
-

1º PASSO

#EUTEAJUDO

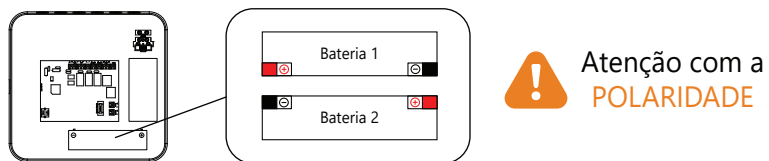
1. Conecte o cabo de REDE AC

- Remova o fusível
- Conecte a rede AC ("N" e "F")



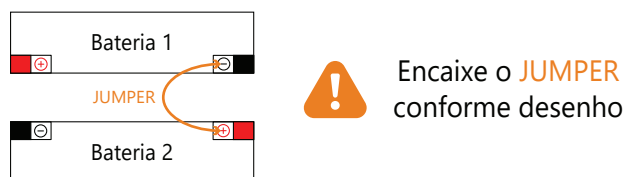
2. Encaixe as BATERIAS

- Encaixe a bateria 1
- Encaixe a bateria 2



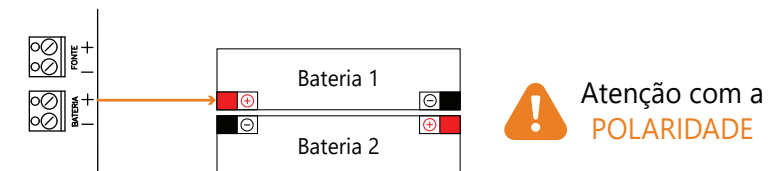
3. Encaixe o JUMPER

- Encaixe o JUMPER



4. Conecte o cabo POSITIVO da BATERIA

- Conecte o cabo POSITIVO da bateria



5. Ligue a CENTRAL

- Conecte o NEGATIVO da BATERIA
- Insira o FUSÍVEL

