



ASCAEL

linha
MERAK

wiki
MERAK

Teste de rede geral

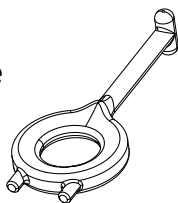
-

3º PASSO

#EUTEAJUDO

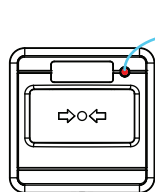
1. Material utilizado

Chave de rearme



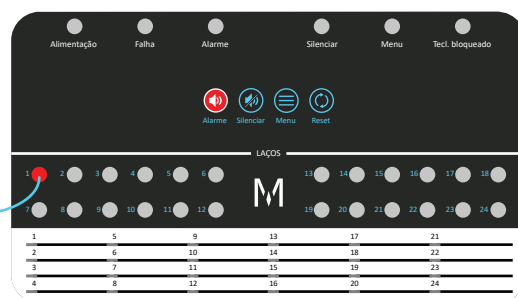
2. Testar o sistema: alarme

- Dispare o acionador manual
- Aguarde o LED do acionador acender
- Aguarde o LED da central acender



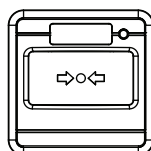
DISPOSITIVO ALARMADO

ALARME NO LAÇO 1

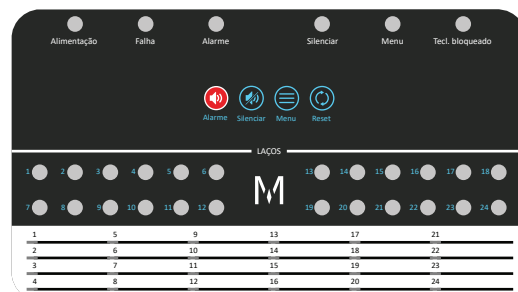


3. Restabelecer o sistema

- Desbloqueie a central (silenciar + reset)
- Rearme o acionador manual
- Pressione Reset



REARME



4. Finalizados os 3 passos básicos

- Para mais informações, acesse:

wiki
MERAK

www.ascael.com.br/wikimerak